

J6 OTHER ELECTRICAL PARTS

CONSTRUCTION AND OPERATION-----	J6 - 1
HORN-----	J6 - 1
REAR WINDOW DEFOGGER -----	J6 - 1
POWER OUTLET-----	J6 - 1
CIGARETTE LIGHTER-----	J6 - 2

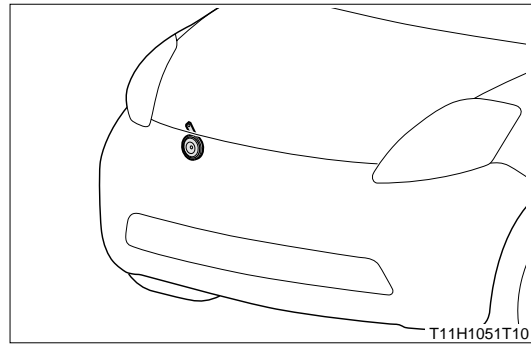
1 CONSTRUCTION AND OPERATION

1-1 HORN

The horn has employed the flat type high-pitch horn which features a compact design and light weight.

Specification table

Rated voltage (V)	12
Operating current (A)	3.0 ± 1
Sound pressure level (dB)	113
Basic frequency (Hz)	420

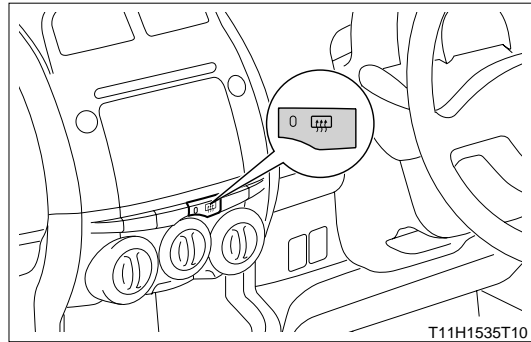


1-2 REAR WINDOW DEFOGGER

- 1.The rear window defogger is provided on all models.
- 2.The switch is provided inside the air conditioner control panel.
- 3.When the switch is turned ON, the operation indicating lamp provided at the switch illuminates.

Specification table

Number of wires	12
Rated voltage (V)	12
Consumption power (W)	93

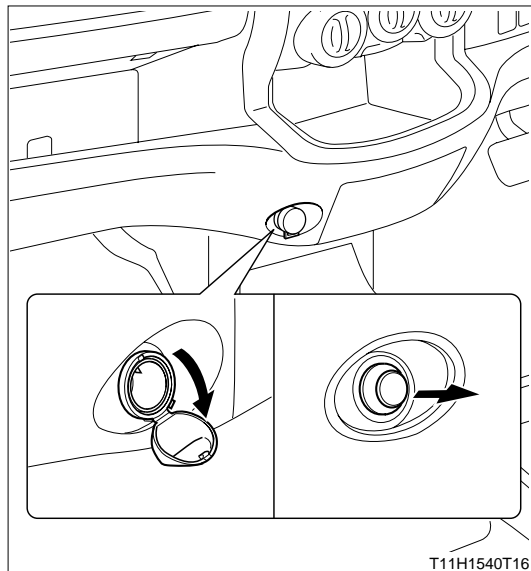


1-3 POWER OUTLET

- 1.The power outlet which can provide power to DC12V electric appliances is provided according to the specifications.
- 2.The installing location is at the central/lower section of the instrument panel.

Specification table

Rated voltage (V)	12
Maximum power capacity (W)	120
Maximum current (A)	10

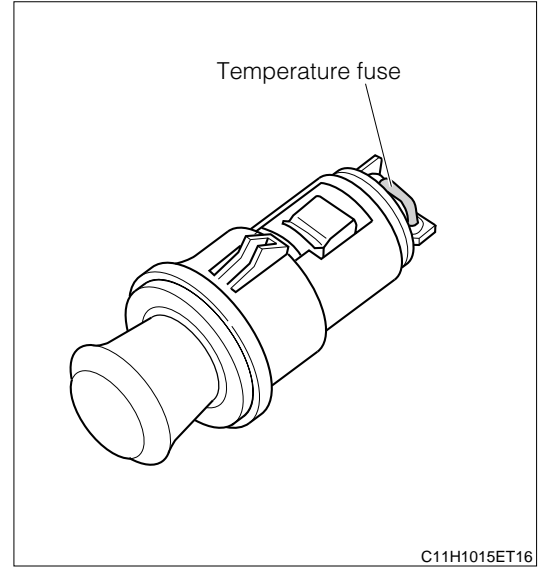


1-4 CIGARETTE LIGHTER

- 1.The cigarette lighter is provided according to the specifications.
- 2.The cigarette lighter body is provided with a temperature fuse. This fuse is melt down if current continues to flow to the cigarette lighter due to abnormality.

Specifications table

Rated voltage (V)	12
Maximum current (A)	less than 10
Temperature fuse melt time (sec)	90 - 145



C11H1015ET16