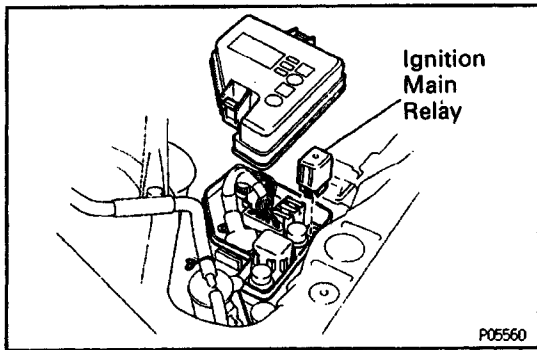
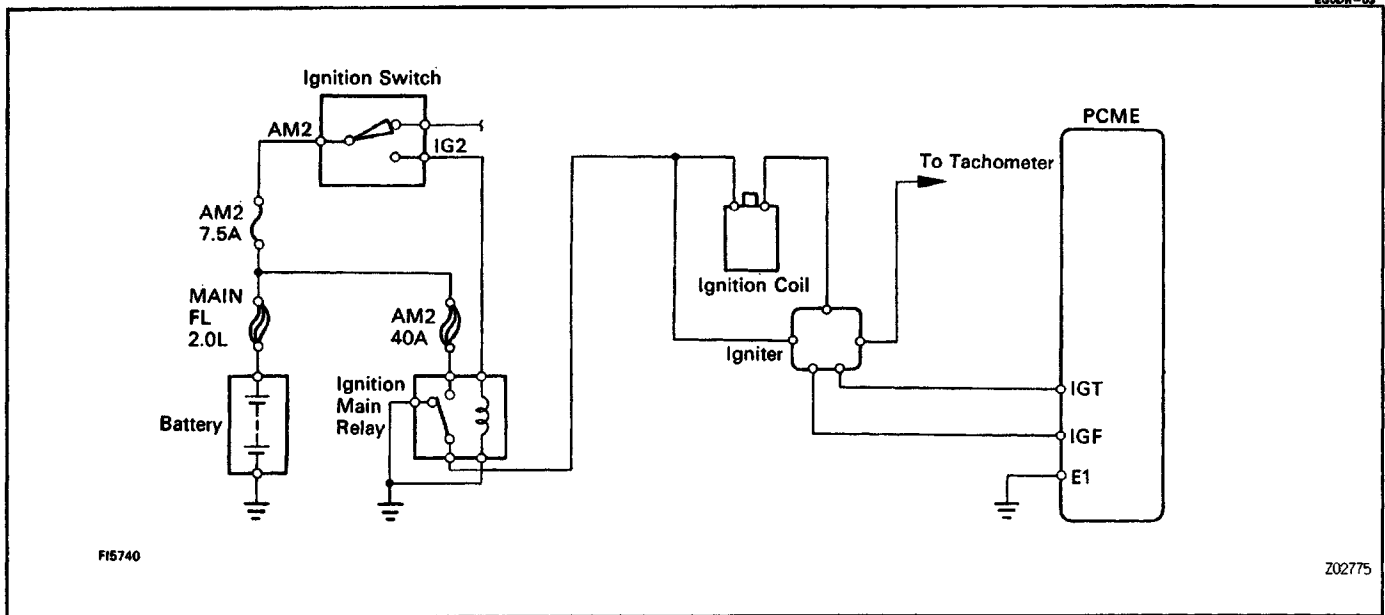


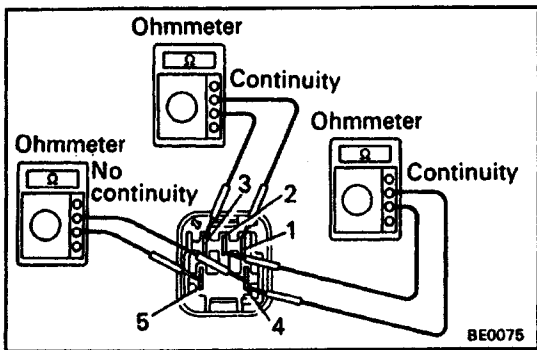
# IGNITION MAIN RELAY



## IGNITION MAIN RELAY ("IGN") INSPECTION

EQ0YT-01

### 1. REMOVE IGNITION MAIN RELAY



### 2. INSPECT IGNITION MAIN RELAY

#### A. Inspect relay continuity

- Using an ohmmeter, check that there is continuity between terminals 1 and 3.
- Check that there is continuity between terminals 2 and 4.
- Check that there is no continuity between terminals 4 and 5.

If continuity is not as specified, replace the relay.

#### B. Inspect relay operation

- Apply battery voltage across terminals 1 and 3.
- Using an ohmmeter, check that there is continuity between the 2 and 4.
- Check that there is continuity between terminals 4 and 5.

If operation is not as specified, replace the relay.

### 3. REINSTALL IGNITION MAIN RELAY

