

HEADLIGHT (FOR USA)

SERVICE HINTS

HEADLIGHT RELAY

(5) 2- (5) 3: CLOSED WITH LIGHT CONTROL SW AT **HEAD** POSITION OR DIMMER SW AT **FLASH** POSITION

○ : PARTS LOCATION

CODE	SEE PAGE	CODE	SEE PAGE	CODE	SEE PAGE
C11	B 26	H 2	27	R22	27
C12	A 26	H 3	27	R23	27
C14	B 26	J 3	26		
C15	A 26	R20	27		

○ : RELAY BLOCKS

CODE	SEE PAGE	RELAY BLOCKS (RELAY BLOCK LOCATION)
5	21	R/B NO. 5 (FRONT LUGGAGE COMPARTMENT RIGHT)

○ : JUNCTION BLOCK AND WIRE HARNESS CONNECTOR

CODE	SEE PAGE	JUNCTION BLOCK AND WIRE HARNESS (CONNECTOR LOCATION)
3C	22	COWL WIRE AND J/B NO. 3 (BEHIND COMBINATION METER)
3D		

□ : CONNECTOR JOINING WIRE HARNESS AND WIRE HARNESS

CODE	SEE PAGE	JOINING WIRE HARNESS AND WIRE HARNESS (CONNECTOR LOCATION)
II2	34	LUGGAGE ROOM WIRE AND COWL WIRE (RIGHT KICK PANEL)

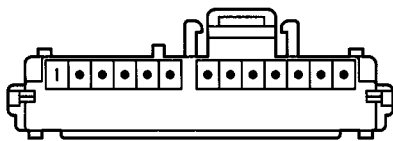
▽ : GROUND POINTS

CODE	SEE PAGE	GROUND POINTS LOCATION
IB	32	LEFT KICK PANEL
IC	32	INSTRUMENT PANEL BRACE LH
BE	36	FRONT RIGHT FENDER
BF	36	FRONT LEFT FENDER

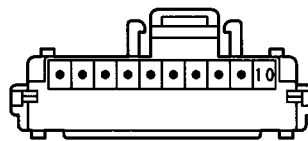
○ : SPLICE POINTS

CODE	SEE PAGE	WIRE HARNESS WITH SPLICE POINTS	CODE	SEE PAGE	WIRE HARNESS WITH SPLICE POINTS
12	34	COWL WIRE	B 3	36	LUGGAGE ROOM WIRE
15			B11		
I10			B13		

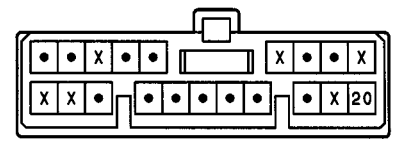
C11 (B) BLUE



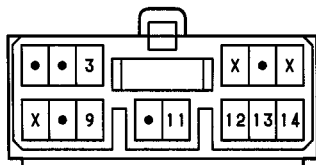
C12 (A) GRAY



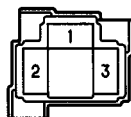
C14 (B) BLACK



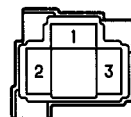
C15 (A) BLACK



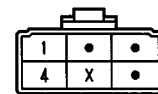
H 2 BLACK



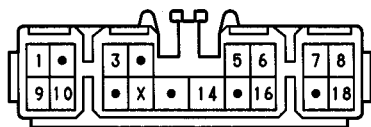
H 3 BLACK



J 3



R20



R22 BLACK



R23 BLACK



HEADLIGHT (FOR USA)

*1 : (1) A/T
 (2) WITH CRUISE CONTROL, ABS, POWER WINDOW OR
 WOOFER SPEAKER

