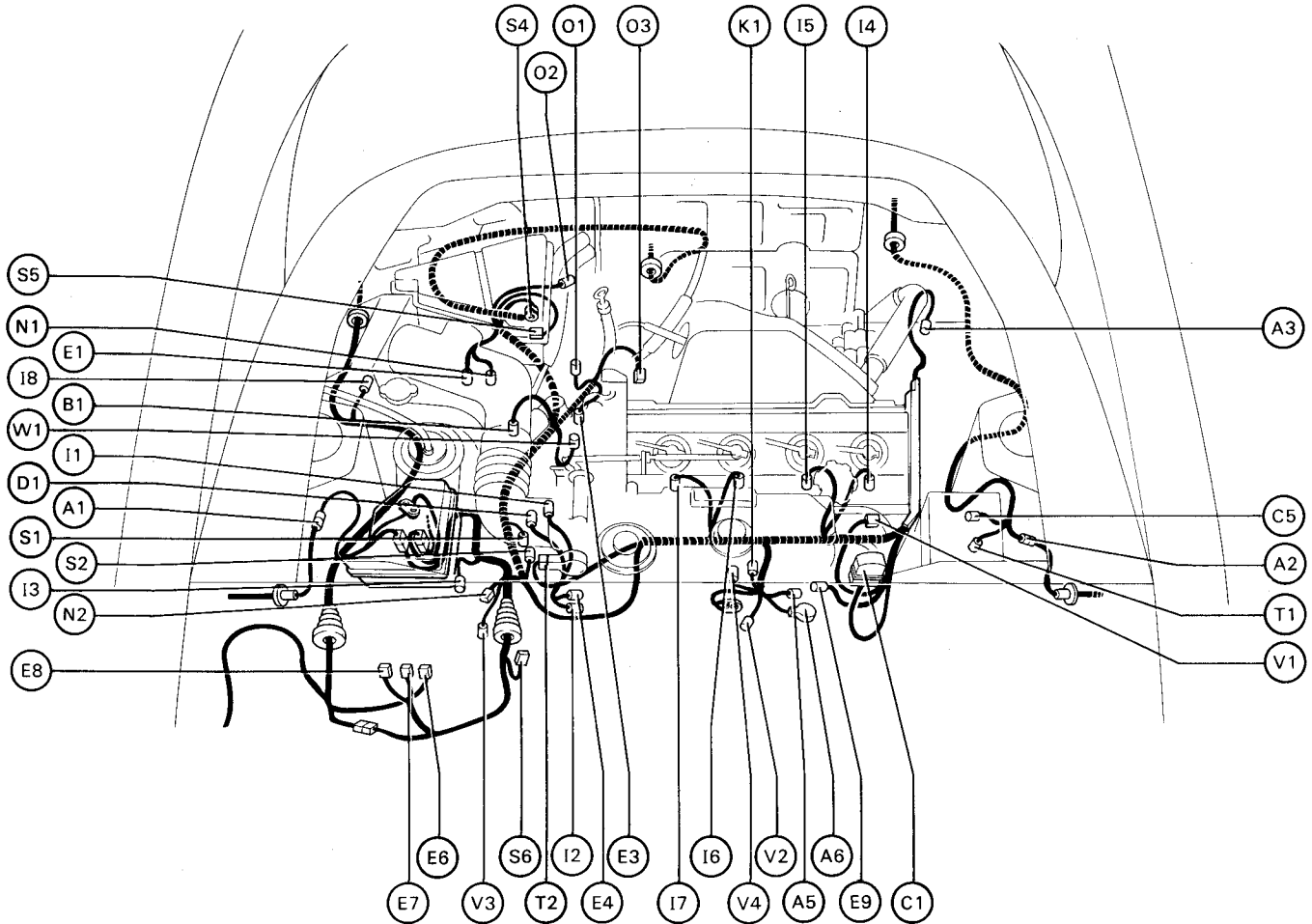


ELECTRICAL WIRING ROUTING

Position of Parts in Engine Compartment

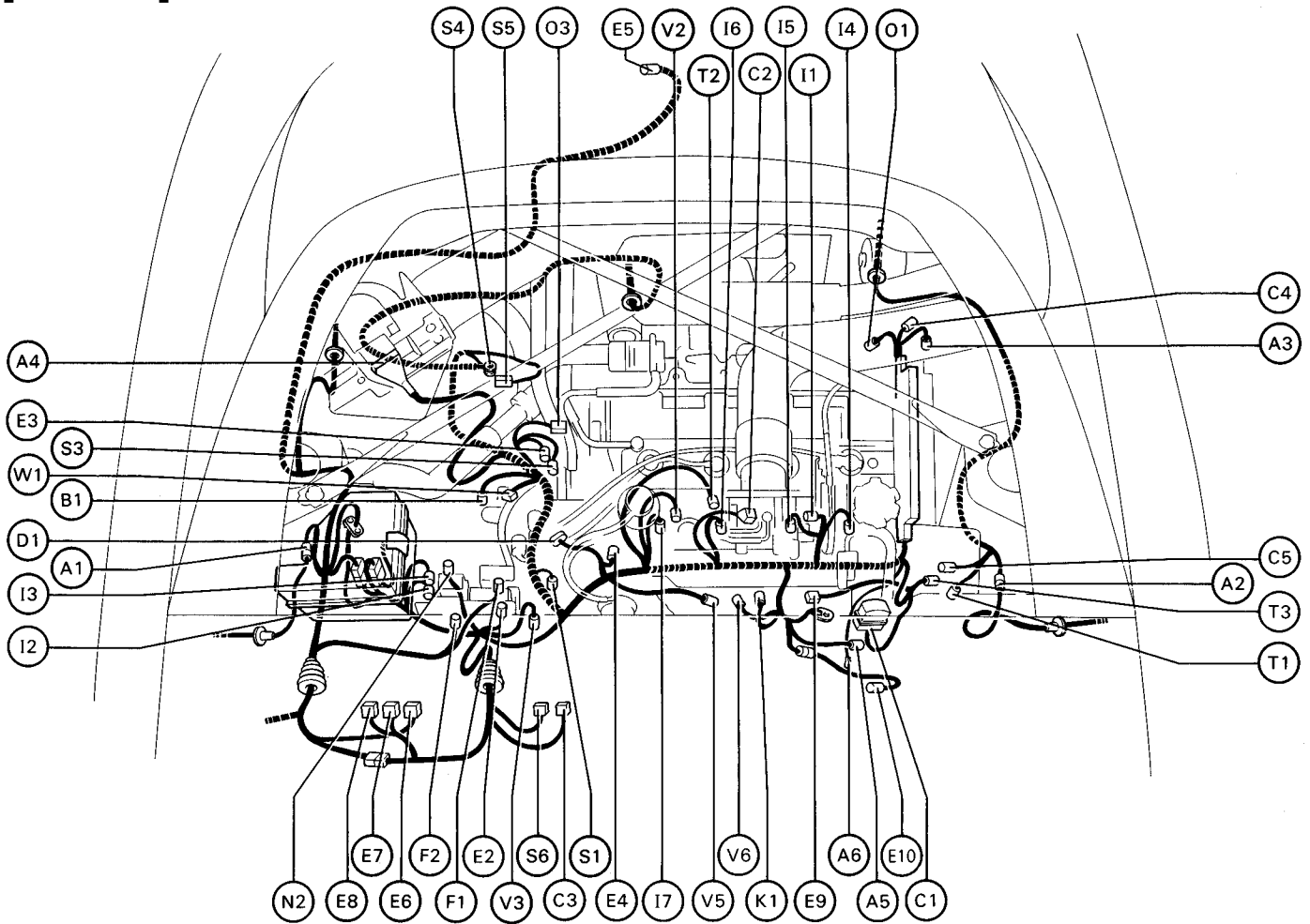
[5S-FE]



- | | | | |
|-----|---|------|--|
| A 1 | ABS Speed Sensor Rear LH | E 7 | Powertrain Control Module (Engine and ECT ECU) |
| A 2 | ABS Speed Sensor Rear RH | E 8 | Powertrain Control Module (Engine and ECT ECU) |
| A 3 | A/C Magnetic Clutch | E 9 | Engine Hood Courtesy SW |
| A 4 | Ain Flow Sensor (Air Flow Meter, 3S-GTE) | E 10 | Engine Oil Level Sensor (3S-GTE) |
| A 5 | Alternator | F 1 | Fuel Pump Resistor (3S-GTE) |
| A 6 | Alternator | F 2 | Fuel Pump Relay (3S-GTE) |
| B 1 | Back-Up Light SW (M/T) | I 1 | Idle Air Control Valve (ISC Valve) |
| C 1 | Check Connector | I 2 | Ignition Coil |
| C 2 | Cold Start Injector (3S-GTE) | I 3 | Igniter |
| C 3 | Cooling Fan ECU (for Engine Compartment of 3S-GTE) | I 4 | Injector No. 1 |
| C 4 | Cooling Fan Motor (for Engine Compartment of 3S-GTE) | I 5 | Injector No. 2 |
| C 5 | Cruise Control Actuator | I 6 | Injector No. 3 |
| D 1 | Distributor | I 7 | Injector No. 4 |
| E 1 | ECT Solenoid (5S-FE) | I 8 | Intake Air Temperature Sensor (In Air Temp. Sensor, 5S-FE) |
| E 2 | EFI Resistor (3S-GTE) | | |
| E 3 | Engine Coolant Temperature Sensor (EFI Water Temp. Sensor) | | |
| E 4 | EGR Function Sensor (EGR Gas Temp. Sensor for California) or Short Pin (Ex. California) | | |
| E 5 | Engine Compartment Temp. Sensor | | |
| E 6 | Powertrain Control Module (Engine and ECT ECU) | | |

Position of Parts in Engine Compartment

[3S-GTE]



K 1 Knock Sensor

N 1 Park/Neutral Switch (Neutral Start SW) and Back-Up Light SW and A/T Indicator SW

N 2 Noise Filter (for Ignition System)

O 1 Oxygen Sensor (Main of 5S-FE), Heated Oxygen Sensor (Oxygen Sensor, 3S-GTE)

O 2 Oxygen Sensor (Sub of 5S-FE)

O 3 Oil Pressure SW

S 1 Vehicle Speed Pulse Generator (Speed Sensor, for Speed Meter)

S 2 Vehicle Speed Sensor (Speed Sensor, for ECT System of 5S-FE)

S 3 Start Injector Time SW (3S-GTE)

S 4 Starter

S 5 Starter

S 6 Starter Relay

T 1 Theft Deterrent Horn

T 2 Throttle Position Sensor

T 3 Turbo Pressure Sensor (3S-GTE)

V 1 Manifold Absolute Pressure Sensor (Vacuum Sensor)

V 2 VSV (for EGR System)

V 3 VSV (for A/C Idle-Up System)

V 4 VSV (for Fuel Pressure Up Control System of 5S-FE)

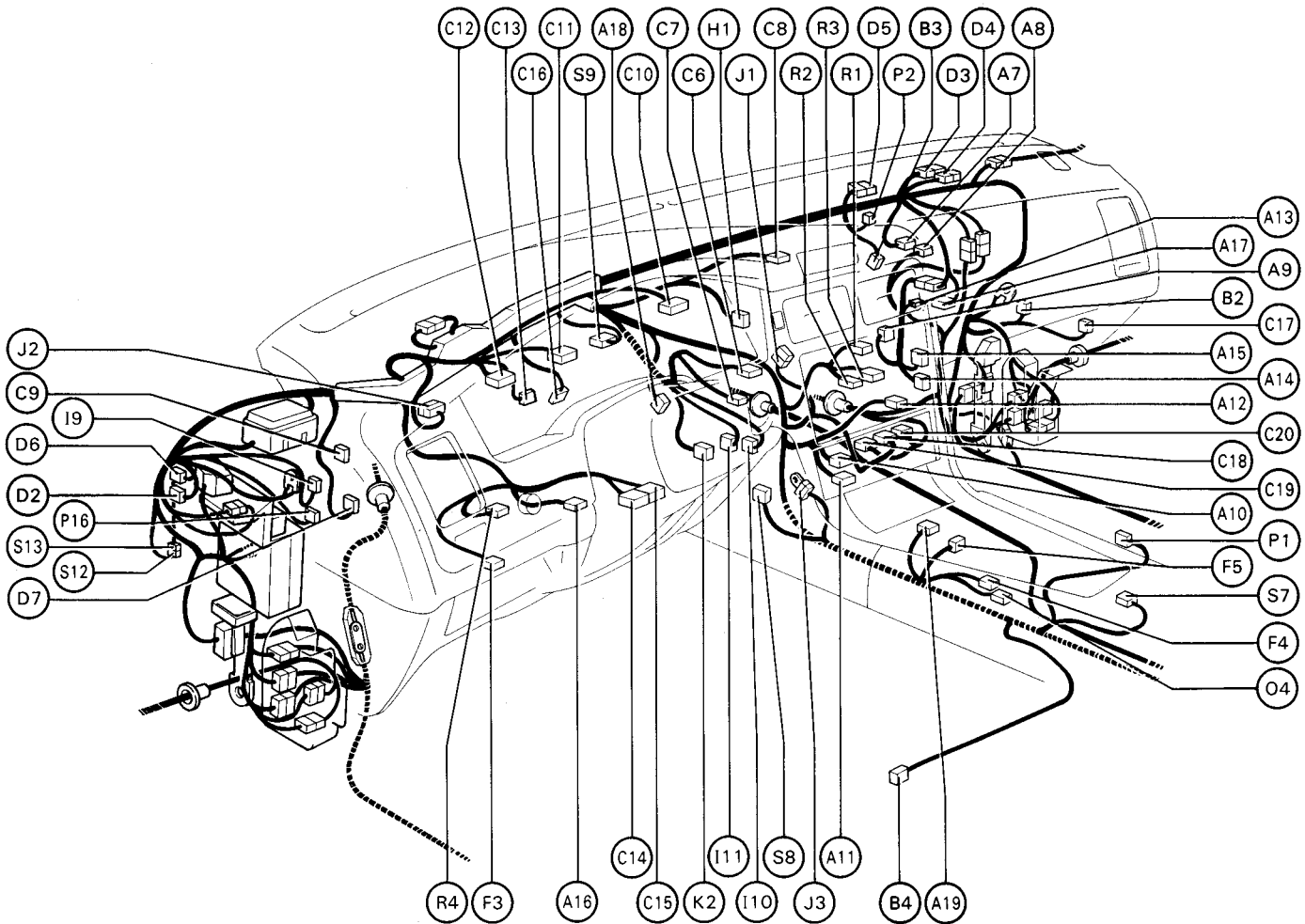
V 5 VSV (for Turbo Pressure Control System of 3S-GTE)

V 6 VSV (for T-VIS)

W 1 Water Temp. Sender

ELECTRICAL WIRING ROUTING

Position of Parts in Instrument Panel



- A 7 ABS ECU
- A 8 ABS ECU
- A 9 A/C Amplifier
- A 10 A/C Control Assembly
- A 11 A/C Control Assembly
- A 12 A/C Control Assembly
- A 13 A/C Dual Pressure SW
- A 14 A/C Thermistor
- A 15 A/C Magnetic Clutch Relay
- A 16 Airbag Squib
- A 17 Air Inlet Servo Motor
- A 18 Air Vent Mode Control Servo Motor
- A 19 Ashtray Illumination

- B 2 Blower Motor
- B 3 Blower Resistor
- B 4 Buckle SW

- C 6 Cigarette Lighter
- C 7 Cigarette Lighter Illumination
- C 8 Clock
- C 9 Clutch Start SW (M/T)
- C 10 Combination Meter

- C 11 Combination Meter
- C 12 Combination Meter
- C 13 Combination Meter (A/T Indicator Light)
- C 14 Combination SW
- C 15 Combination SW
- C 16 Cruise Control Clutch SW
- C 17 Cruise Control ECU
- C 18 Center Airbag Sensor Assembly
- C 19 Center Airbag Sensor Assembly
- C 20 Center Airbag Sensor Assembly

- D 2 Diode (for Electrical Idle-Up System)
- D 3 Diode (for A/C System)
- D 4 Diode (for Theft Deterrent System)
- D 5 Diode (for Daytime Running Light System)
- D 6 Diode (for Power Window)
- D 7 Door Lock ECU

- F 3 Fog Light SW
- F 4 Fuel Pump
- F 5 Fuel Sender
- H 1 Hazard SW

- I 9 Interior Light Control Relay
- I 10 Ignition Key Cylinder Light
- I 11 Ignition SW and Unlock Warning SW

- J 1 Junction Connector
- J 2 Junction Connector
- J 3 Junction Connector (for Earth)

- K 2 Key Interlock Solenoid
- O 4 O/D Main SW

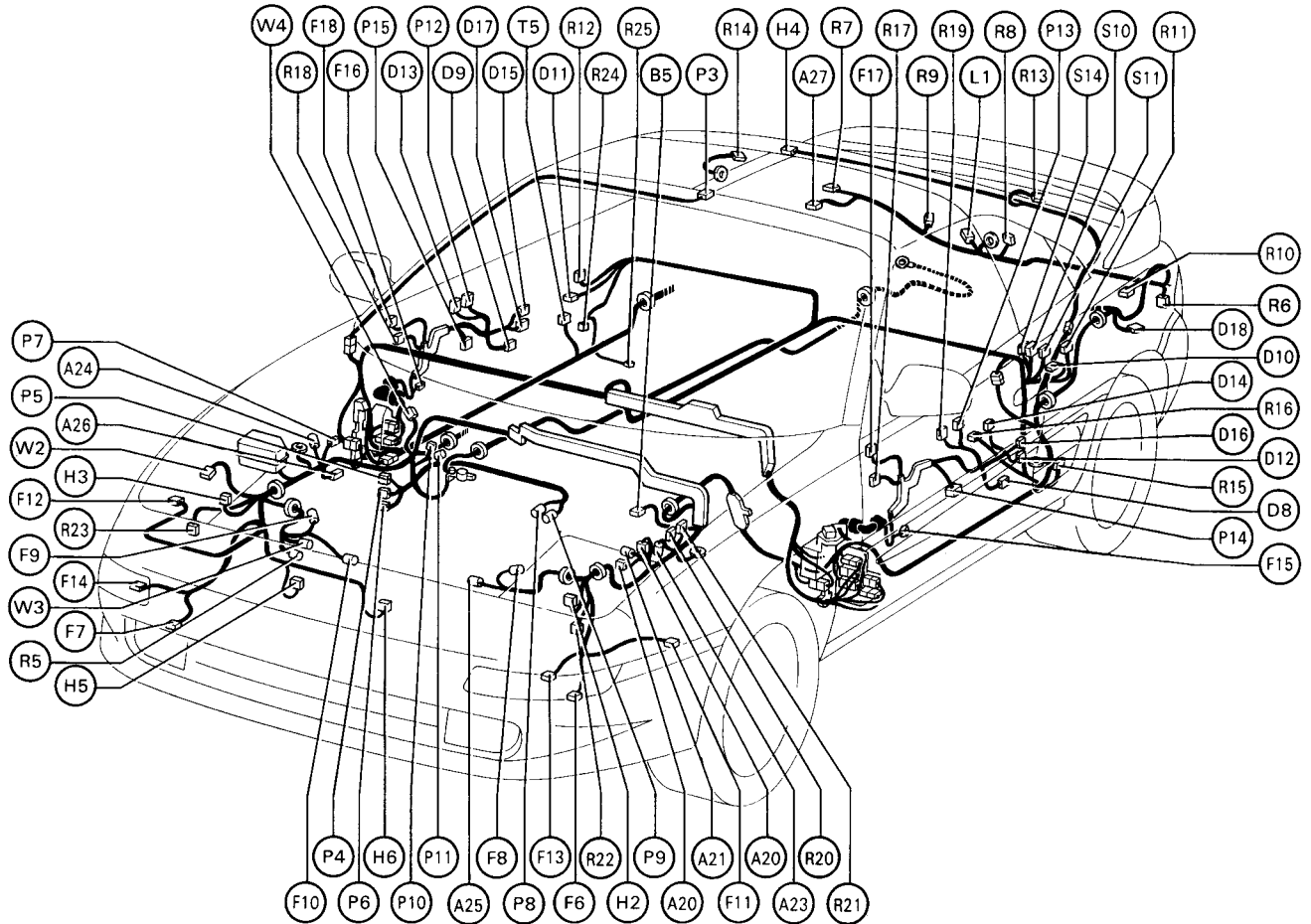
- P 1 Parking Brake SW
- P 2 Power Main Relay
- P 16 Panel Relay

- R 1 Radio and Player
- R 2 Radio and Player
- R 3 Radio and Player
- R 4 Rheostat

- S 7 Shift Lock ECU
- S 8 Seat Belt Warning Relay
- S 9 Stop Light SW or, Stop Light SW and Cruise Control Stop SW
- S 12 Short Connector (for Speed Meter)
- S 13 Short Connector (for Speed Meter)

- T 4 Turn Signal Flasher

Position of Parts in Body



- | | | |
|--|---|---|
| <p>A 20 ABS Actuator</p> <p>A 21 ABS Actuator</p> <p>A 22 ABS Actuator</p> <p>A 23 ABS Speed Sensor Front LH</p> <p>A 24 ABS Speed Sensor Front RH</p> <p>A 25 A/C Condenser Fan Motor</p> <p>A 26 A/C High Pressure SW or Short Pin (w/o A/C)</p> <p>A 27 Auto Antenna Control Relay and Motor</p> | <p>F 12 Front Side Marker Light RH</p> <p>F 13 Front Turn Signal and Clearance Light LH</p> <p>F 14 Front Turn Signal and Clearance Light RH</p> <p>F 15 Front Speaker LH</p> <p>F 16 Front Speaker RH</p> <p>F 17 Front Tweeter (Speaker) LH</p> <p>F 18 Front Tweeter (Speaker) RH</p> <p>H 2 Headlight LH</p> <p>H 3 Headlight RH</p> <p>H 4 High Mount Stop Light</p> <p>H 5 Horn</p> <p>H 6 Horn</p> <p>L 1 License Plate Light</p> <p>P 3 Personal Light</p> <p>P 4 Power Steering Driver</p> <p>P 5 Power Steering Driver</p> <p>P 6 Power Steering Driver</p> <p>P 7 Power Steering ECU</p> <p>P 8 Power Steering Pump with Motor</p> <p>P 9 Power Steering Pump with Motor</p> <p>P 10 Power Steering Relay</p> <p>P 11 Power Steering Relay</p> <p>P 12 Power Window SW RH</p> <p>P 13 Power Window Master SW and Door Lock Control SW LH</p> <p>P 14 Power Window Motor LH</p> <p>P 15 Power Window Motor RH</p> | <p>R 5 Radiator Fan Motor</p> <p>R 6 Rear Combination Light LH</p> <p>R 7 Rear Combination Light RH</p> <p>R 8 Rear Luggage Compartment Door Courtesy SW</p> <p>R 9 Rear Luggage Compartment Key Unlock SW</p> <p>R 10 Rear Luggage Compartment Light</p> <p>R 11 Rear Speaker LH</p> <p>R 12 Rear Speaker RH</p> <p>R 13 Rear Window Defogger (+)</p> <p>R 14 Rear Window Defogger (-)</p> <p>R 15 Rear Woofer Amplifier LH</p> <p>R 16 Rear Woofer Speaker LH</p> <p>R 17 Remote Control Mirror LH</p> <p>R 18 Remote Control Mirror RH</p> <p>R 19 Remote Control Mirror SW</p> <p>R 20 Retract Control Relay</p> <p>R 21 Retract Control Relay</p> <p>R 22 Retract Motor LH</p> <p>R 23 Retract Motor RH</p> <p>R 24 Rear Woofer Amplifier RH</p> <p>R 25 Rear Woofer Speaker RH</p> <p>S 10 Stereo Component Amplifier</p> <p>S 11 Stereo Component Amplifier</p> <p>S 14 Stereo Component Amplifier</p> <p>T 5 Theft Deterrent ECU</p> <p>W 2 Washer Motor</p> <p>W 3 Washer Temp. SW (for Radiator Fan)</p> <p>W 4 Wiper Motor</p> |
| <p>B 5 Brake Fluid Level SW</p> <p>D 8 Door Courtesy Light LH</p> <p>D 9 Door Courtesy Light RH</p> <p>D 10 Door Courtesy SW LH</p> <p>D 11 Door Courtesy SW RH</p> <p>D 12 Door Key Cylinder Light and Out Side Handle SW</p> <p>D 13 Door Lock Control SW RH</p> <p>D 14 Door Lock Key Lock and Unlock SW LH</p> <p>D 15 Door Lock Key Lock and Unlock SW RH</p> <p>D 16 Door Lock Motor LH</p> <p>D 17 Door Lock Motor RH</p> <p>D 18 Diode (for Interior System)</p> <p>F 6 Fog Light LH</p> <p>F 7 Fog Light RH</p> <p>F 8 Front Airbag Sensor LH</p> <p>F 9 Front Airbag Sensor RH</p> <p>F 10 Front Luggage Compartment Door Courtesy SW</p> <p>F 11 Front Side Marker Light LH</p> | | |